

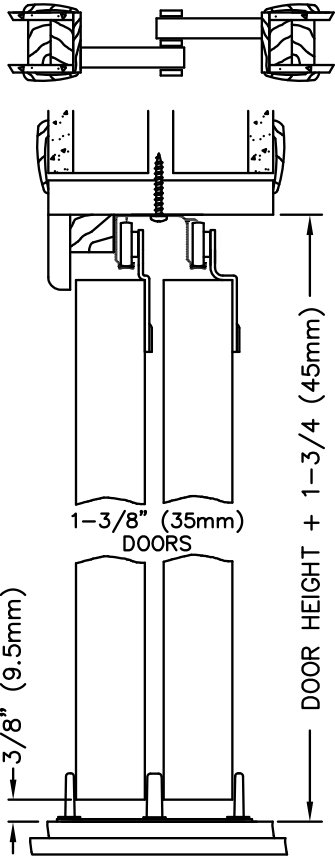


L.E. Johnson Products, Inc.
 2100 Sterling Ave.
 Elkhart, IN 46516
 Ph: (574) 293-5664
 Fax: (574) 294-4697
 info@johnsonhardware.com
 www.johnsonhardware.com



2200

Residential Bypass Track and Hardware
 for 3/4" or 1 3/8" Thick Panels to 50 lbs. (75 lbs. w/2228 Hanger) per Panel



Track is heavy extruded aluminum with convex rails. Hangers are heavy-gauge steel with zinc and yellow trivalent chrome plating, and in reverse positions will accommodate both 3/4" or 1 3/8" doors. Wheels are 7/8" dia. molded from nylon and machined for size, smoothness and balance. Adjustable door guide is woodtone finished steel with woodtone nylon floating guides. Pulls are 3/4" dia. brass plated. Sets are available in single pack or in bulk.

2200 Exceptional Features

Unique Aluminum Track Design

Convex track rails are designed to provide minimum friction and have parallel dust-catching traps. Rails also are designed to prevent doors from jumping the track. "Hi-Light" design on track face adds

decorator touch and hides blemishes that may occur during installation.

Exclusive Balanced-Wheel Hangers

These uniquely engineered hangers with machine turned and balanced wheels are reversible to hang either 3/4" or 1 3/8" doors. They also adjust door up or down without removing or changing screws. The three-point fastening holds door positively, no slipping.

Adjustable Door Guide

One-piece metal guide assembly adjusts laterally for quick plumb. Nylon guide posts are a full 1" high and are adjustable to alternate slots for 3/4" or 1 3/8" doors. Center guide and outside guides swivel automatically allowing even warped doors to glide smoothly without binding. A 180 degree turn of the outside guides widens or narrows door clearance.



Complete Hardware Set

<p>2200 Track</p>  <p>2135 Door Guide</p>  <p>15 Pull (3/4" dia.)</p>  <p>2255 Stop Kit (4 Door Sets Only)</p> 	<p>2216 Hanger (1/16" OFFSET)</p>  <p>2238 Hanger (3/8" Offset)</p>  <p>Plus all screws and instructions</p>
---	--



2200

Installation Overview

A) Attach Track to the header.

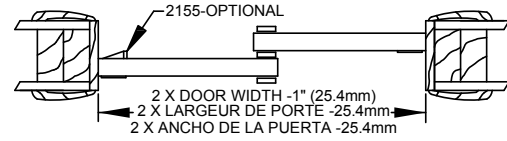
B) Attach Hangers to back side of doors 1" (25 mm) from each edge. The 2200 Series has both 1/16" (1.5 mm) and 3/8" offset hangers. For 3/4" (19 mm) doors, use 3/8" (9.5 mm) offset hangers on the front door. For 1 3/8" (35 mm) doors, use 1/16" (1.5 mm) offset hangers on the front door.

C) Hang Doors: Loosen hanger screws and move hangers so screws are in bottom of cam slots. Hang the rear door first, tilt the top of the door back, place wheels on the rear leg of track and let the door hang free. Repeat with the front door on the front leg of track. Adjust doors for height and to eliminate gaps at jamb, retighten screws at desired positions.

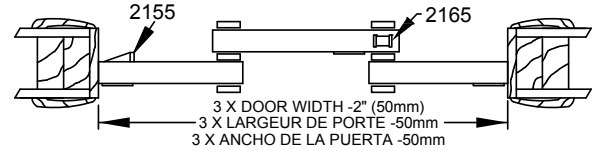
D) Attach Door Guide: Move both doors to one side of the jamb. Place the door guide between the doors and align the doors with the jamb edge. Attach the door guide to the floor.

E) Adjust Hangers for squareness with the side jambs.

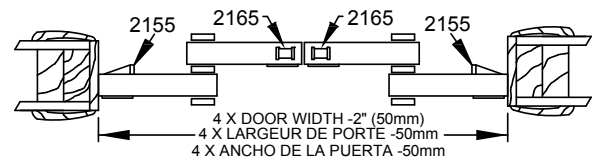
2 DOOR, PORTES, PUERTAS



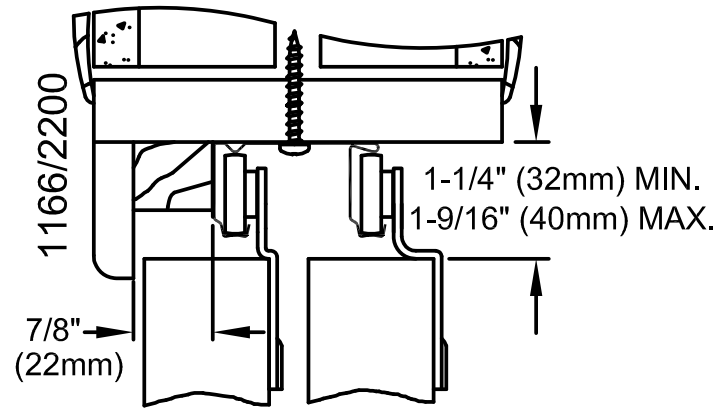
3 DOOR, PORTES, PUERTAS



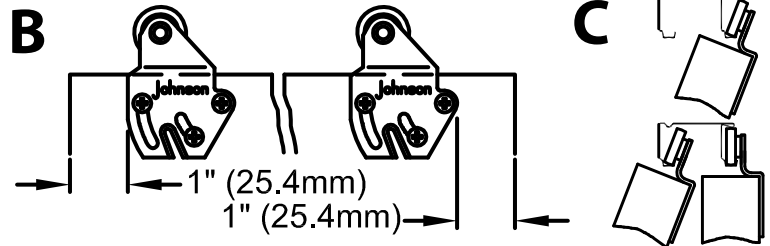
4 DOOR, PORTES, PUERTAS




A



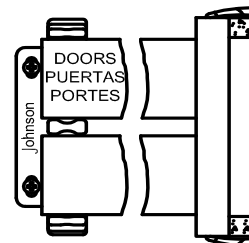
B



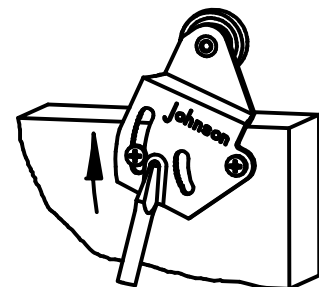
C



D



E




Optional Accessories



2226 2 Wheel Hanger for Doors up to 75 lbs.



2228 2 Wheel Hanger for Doors up to 75 lbs.



2136 Carpet Riser Eliminates cutting carpet



2155 Rear Door Stop Prevents the rear door from opening beyond the pull