



**DESIGN ELEGANT YET  
FUNCTIONAL SPACES  
WITH A POLISHED  
LUXURIOUS FEEL**



## BE INVENTIVE

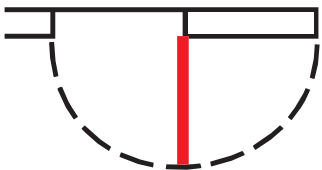
The combination of Johnson Hardware's esteemed craftsmanship and the sleek design of this innovative door hardware – a modern redesign on traditional barn door hardware – make the wall mount system a smart product for any stylish home.

## BE INSPIRED

You've meticulously decorated the rest of your home, now create a point of interest with a paneled door mounted to the wall. Not only is it a space saver, it creates a striking entry with visual appeal while adding a dash of excitement to your home.



Conventional door  
takes up to  
8-10 sq. ft.



Johnson Wall  
Mount uses  
no floor space



As illustrated, the  
Johnson Wall Mount  
saves 8-10 sq. ft. of  
living space

## CREATE SPACE, PROVIDE PRIVACY

Living well means transforming and enhancing spaces to complement your lifestyle. The Wall Mount allows you to use the space in front of and on either side of a doorway, unlike an obtrusive swinging door.



## ENHANCE ROOMS, CRAFT DRAMATIC ENTRIES

Make the most of your living space. This wall-mount solution enlivens entries in small and large rooms while clearing space for oversized furniture or extras like armoires and credenzas.



# Johnson Hardware packaged sets include the following quality tested components:

**200WM Heavy-Duty  
Wall Mounted  
Sliding Door Hardware  
For doors up to 300 lbs.**

## **I-Beam Track**

Designed specifically for smooth operation and heavy-duty use.



## **Track Mounting Bracket**

Matches up with wall studs for a solid hold.




## **Four Wheel Hangers**

Height adjustable and detachable hangers for easy installation and removal.



## **Choice of Door Guide**

Your choice of door guide for flexibility of installation.



**2610F Wall Mounted  
Hardware Featuring Extruded  
Aluminum Fascia Track  
For doors up to 200 lbs.**

## **Simple Compact Package**




## **Aluminum Fascia Track**

Features built-in fascia and unique box design to keep doors from jumping track.



## **Balanced Wheel Hanger**

Tricycle hanger design allows for even weight distribution and feather-touch operation.



## **Molded Nylon Guide**

Adjustable guide holds door in place and insures smooth operation.




**Lifetime Guarantee**  
Johnson Hardware® will replace any item found defective in material or workmanship, regardless of its date of purchase. Send the defective part postage paid to:

**Johnson  
HARDWARE**

L.E. Johnson Products  
2100 Sterling Avenue, Elkhart, IN 46516

\*Custom valances not included.



## SMART SOLUTIONS FOR STYLISH ENTRIES



*Engineered Excellence*

2100 Sterling Avenue, Elkhart, IN 46516  
Phone: 1-574-293-5664 • [www.johnsonhardware.com](http://www.johnsonhardware.com)

L12620WM