

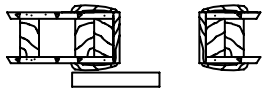


L.E. Johnson Products, Inc.
 2100 Sterling Ave.
 Elkhart, IN 46516
 Ph: (574) 293-5664
 Fax: (574) 294-4697
 info@johnsonhardware.com
 www.johnsonhardware.com



2610FB

Wall Mounted Dark Bronze Track and Hardware
 for a 1" to 1 3/4" Thick Door to 200 lbs. w/1125 Hanger



2610FB Wall Mounted Set Features

- A unique surface mounted hardware set for open pocket doors. Used where normal pocket doors cannot be installed, or where costs to install them would be prohibitive.
- Ideal for bathrooms, laundry rooms, closets, storage rooms, etc. where space required for a swinging door is wasted space.
- The Johnson 2610F is extremely easy to install, requiring no close fitting, and can be readily adapted to fit a variety of installations.
- With hardware capable of supporting doors up to 200 lbs with the 1125 ball bearing hanger, you are not limited to standard hollow core doors, giving you a wide range of enclosures.

TOP-HUNG HARDWARE

Allows doors to hang naturally, reducing possible warpage problems.

HEAVY DUTY EXTRUDED, ANODIZED DARK BRONZE, ALUMINUM TRACK

Features Johnson's famous concave, one point contact hanger channel for a smooth glide. Track is anodized in a dark bronze finish to give it a "finished out of the box" look. Attractive line design hides fingerprints. The fascia also serves as a flat surface for a valence application. Available from 4' to 16' in length.

TRICYCLE HANGERS

Tri-design insures all wheels carry weight equally. Smooth rolling, balanced wheels ride with minimum friction on convex track rails. A 'flip-of-a-clip' separates hangers from doors for easy door removal. The 1125 ball bearing hanger is included to increase your maximum door weight to 200 lbs. All steel hardware parts are zinc plated for corrosion resistance and quality appearance.

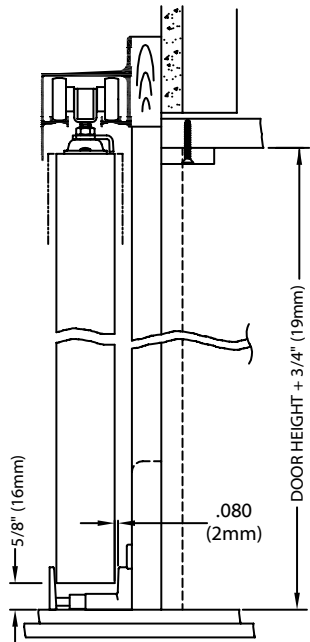
TESTED QUALITY

Johnson Hardware systems are regularly tested to ANSI standards.

Compatible with optional 1060 Soft Close Assembly



See online at: www.johnsonhardware.com/2610fb.htm

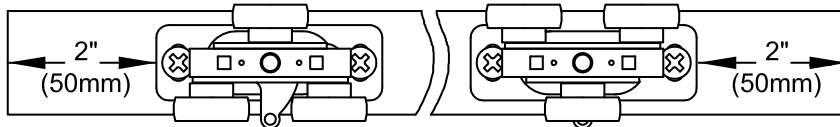


1125 HANGER INCLUDED
 For doors up to 200 lbs. Ball bearing wheels provide smooth, quiet, easy operation of heavy doors.



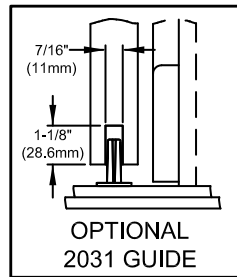
2610FB Installation Instructions

- Prepare opening to dimensions shown (or if existing opening, size door to fit).
- Mount track to wall. Drill holes in upper flange of track at stud locations, or where a solid anchor is assured. Horizontal location of track is not critical and is governed by design of trim. TRACK MUST BE PERFECTLY LEVEL, however, or door will not stay in position. Fasten at least 1/2" (12.5mm) above header.
- Dismantle #12 Guide and fasten base to jamb at floor.
- Insert hanger wheels into track. Alternate 2 wheel side of hanger so that 3 wheels are on each track leg for even weight distribution. Measure 2" (50mm) in from each edge. Fasten hanger plates on center with #12 X 1-1/4" (32mm) pan head screws. Make sure both nylon lock tabs are on the non-fascia side.

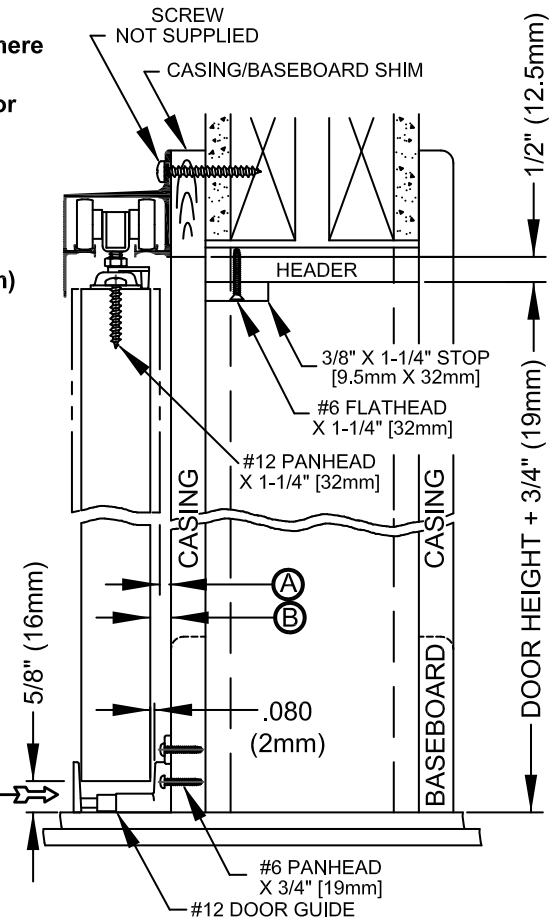
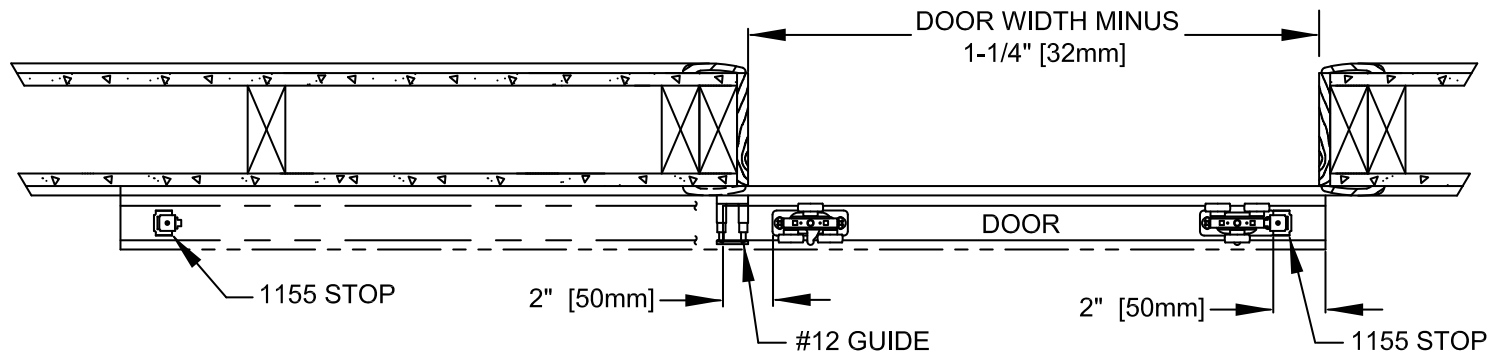
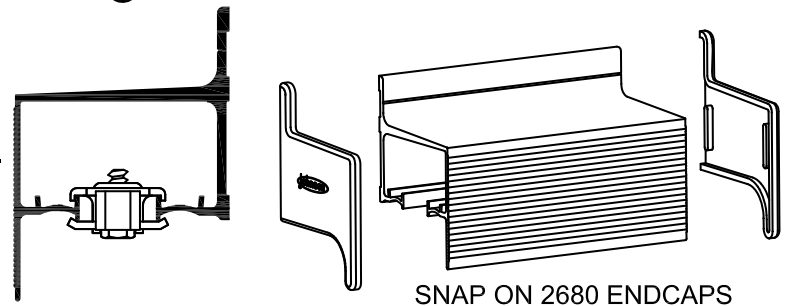


ALTERNATE WHEEL POSITIONS IN TRACK FOR EVEN WEIGHT DISTRIBUTION

- Hold door in opening and slip pivot pin into slot in door plate. When both pivots are seated, lock in place with locking tab. Reinsert front part of #12 Guide into base and move in until a slight clearance is obtained. Fasten Guide together with two screws.
- Position door over opening until desired closure is obtained and back edge of door is still in #12 Guide. Fasten one 1155 STOP to limit door travel. Open door until door is flush with jamb face and fasten other 1155 STOP to limit opening travel of door.



- Drill door 36" (914mm) from floor to fit pulls, and install.
- Trim around opening as desired.
- Attach 3/8" X 1-1/4" (9.5mm X 32mm) stop (not included) at edge of header with #6 X 1-1/4" (32mm) flat head screws.
- If required for alignment, adjust hangers with wrench.
- Snap on 2680 Endcaps.



- (A) GAP BETWEEN 1-3/4" (45mm) DOOR AND CASING IS 1/4" (6.4mm)
- (B) GAP BETWEEN 1-3/8" (35mm) DOOR AND CASING IS 7/16" (11mm)